

**Attention**

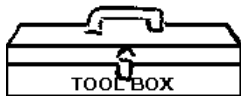


Special notes and cautionary measures which can prevent damage to the accessory or motorcycle.

**Note:**



Tips for facilitation of operation, control and adjustment, as well as maintenance work.



**TOOLS REQUIRED:**  
 5mm Hex Key





Right and left side of motorcycle is determined while sitting on the bike.

**PARTS LIST**

<u>Index</u>	<u>Description</u>	<u>Qty.</u>
1	Windshield, Hard Coated Lexan® polycarbonate N20606, Short, Light N20607, Mid, Clear N20608, Tall, Clear	1

**BAG#1111**

2	75-762012-000	Washer, Black Poron	6
3	49-490352-000	Washer, White Nylon	2



**PREPARATION**



Retain all fasteners and front trim plate, as they will be reused.

1. Place motorcycle securely on its center stand.
2. Remove the stock screws and front trim plates that hold the original windscreen in place. **(5mm Hex Wrench)**
- 3 Remove stock windscreen. **Figure 1.**



Figure 1

## INSTALLATION

1. Place one Black Washer (3), over each mount point. **Figure 2.**




Figure 2

2. Place Windscreen on mounts. **Figure 3.**



Figure 3

3. Place one White Washer (2) on a stock screw. Install assembly at the two center mount points. **Firmly Tighten the two screws. (5mm Hex Wrench) Figure 4.**



Figure 4

4. Install stock front trim plates. **Firmly Tighten the four screws. (5mm Hex Wrench) Figure 5.**



Figure 5

## MAINTENANCE

**Cleaning:** Wash with a clean soft cloth, plenty of warm water and, if necessary, a non-abrasive soap such as dishwashing liquid. Flannel or soft chamois make good cleaning cloths. The only rain protective product you can safely use on polycarbonate windshields is National Cycle's RainZip® rain repellent. Do not use other rain protective products on the screen due to the solvent action of the alcohol in these products. Do not allow brake fluid, alcohol, or strong solvents to contact the screen.

### Shield Wash- N1401-01

National Cycle Windshield Wash Part number N1401-01 is great for everyday cleaning. Product is supplied with a handy travel size container and rag for easy storage on the motorcycle. **RainZip®**

National Cycle offers RainZip rain repellent treatment. RainZip is a hydrophobic treatment that causes water to bead up when it hits the windshield's surface. So at 30 mph the wind rolls the water off. RainZip is formulated at National Cycle for our Hardcoated polycarbonate windscreens but is safe for all windshields. RainZip comes in a 3-oz. bottle and includes an application cloth and micro fiber polishing cloth.

### RainZip- N1410-01

Reapplication time will vary depending on your riding conditions. After about 2-3 months you may notice RainZip not working as effectively. When this happens, first clean your windshield thoroughly, then buff with a micro fiber soft cloth or unused soft chamois. Buffing the windshield reactivates the RainZip® treatment. Reapply the treatment if buffing is not adequate. One 3-oz. bottle will provide several treatments. This will vary depending on size of shield.

Inquire with your local dealer or visit: [www.nationalcycle.com](http://www.nationalcycle.com)


## WARNING

Never ride your motorcycle with loose accessory mounting hardware. Check the hardware for tightness regularly.

Today's motorcycles are built with enough frame rigidity to withstand the moderate loads imposed on them by the foreseeable addition of an accessory(ies). If an accessory(ies) adversely affects your motorcycle's stability, immediately remove the accessory(ies). Do not ride a motorcycle that exhibits unsafe handling traits.

Have experienced service personnel correct any problem before riding with the accessory(ies) installed. For further questions concerning handling problems associated with an accessory(ies), contact your dealer, motorcycle manufacturer, or accessory manufacturer.

Sunlight reflected off the inside curvature of the windscreen can, at certain times of day, cause extreme heat buildup on the motorcycle's instruments and possibly even melt them. Exercise care in parking to avoid this. Park your motorcycle facing the sun or place an opaque object over this area.



### National Cycle 3-Year Limited Warranty

Register your windshield on Line at: [www.nationalcycle.com/register.html](http://www.nationalcycle.com/register.html)  
or contact Customer Service at National Cycle, Inc. / PO Box 158 / Maywood, IL 60153 / USA 708/343/0400

National Cycle hereby warrants to the original registered owner of a National Cycle polycarbonate windshield for a period of three years from the date of purchase against breakage. This limited warranty is expressly limited to the replacement of the polycarbonate windscreen. This limited warranty does not include scratches, coating failure, cosmetic wear and tear, replacement of hardware, or any consequential damages or expenses including labor cost of installation, removal and/or replacement, inconvenience, inbound freight expenses or damage to any other component of the motorcycle or any other accessories. Certain chemicals, generally known as acidic hydrocarbons, are known to cause polycarbonate damage and will not be covered under this limited warranty. Please refer to the cleaning instructions supplied with all National Cycle windshields.

VStream® Wind protection products are covered by patent 7,387,328.

VStream® and National Cycle® are registered trademarks of National Cycle, Inc.