

INSTALLATION INSTRUCTIONS

LEATHER HANDLEBAR GRIP COVERS
FOR HONDA GOLD WING
& HARLEY-DAVIDSON MODELS

P/N DS-243057, DS-243058, DS-243059

ATTENTION INSTALLER: (if other than owner):

Please forward this instruction sheet and the warranty card to the purchaser of this product. These instructions also contain valuable information necessary to the end user.

INTRODUCTION:

These instructions describe the procedure for properly installing Leather Grip Covers onto Honda or Harley-Davidson models. Review instructions carefully before beginning, as they contain important information. Please retain for future reference.

Particularly important information is distinguished in these instructions by the following notations:

NOTE: A NOTE provides key information to make procedures easier or clearer.

CAUTION: (shaded) A CAUTION indicates special procedures that must be followed to avoid damage to the motorcycle and/or accessories.

WARNING: (boxed and shaded) A WARNING indicates special procedures that must be followed to avoid injury to a motorcycle operator or person inspecting or repairing the motorcycle.

TOOLS REQUIRED:

None



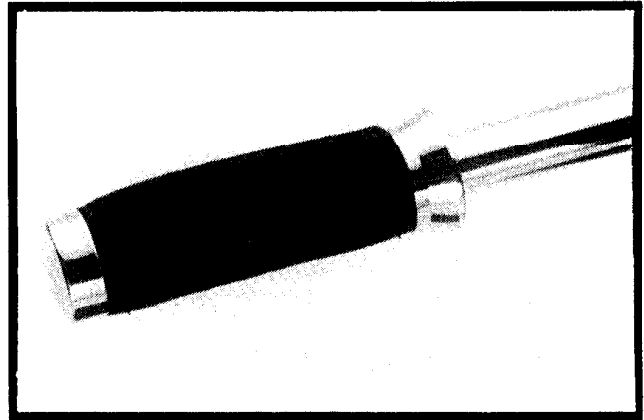
PROCEDURE:

1. Clean both handlebar grips, making sure there is no grease or oil on them.
2. Wrap leather cover (Item #1) around right-side grip area. Suede side should face out.
3. String one of the vinyl cords supplied (Item #2) through first two corresponding holes. Make sure you come from underside of grip cover to create an overhead "X" lacing pattern.
4. Complete lacing as shown in illustration, cinching lacing tight as you go.
5. Once cover is completely laced, tie a convenient knot (refer to illustration) and trim excess cord.
6. Repeat these steps for the left side.

WARNING: Before riding, check both grips to be sure covers are secure and cannot be turned or pulled off.

BILL OF MATERIALS

ITEM #	DESCRIPTION	QTY.
1	Leather grip covers	2
2	Vinyl cords	2



DRAG SPECIALTIES®
finer accessories for all motorcycles

Box 9336, Minneapolis, MN 55440

Effective 6/1/90

P N 010003

Page 1 of 1