

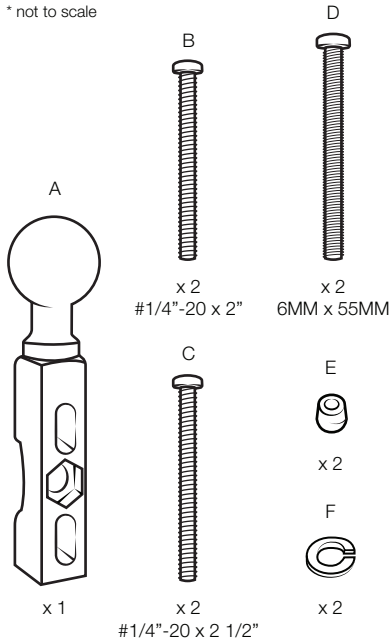


rammount.com
1.800.497.7479
support@rammount.com

RAM® Brake/Clutch Reservoir Base

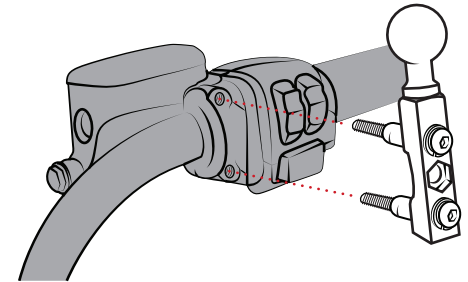
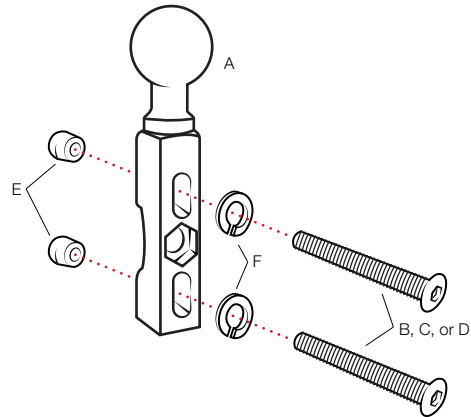
Parts Index

* not to scale



- 1 Preassemble components as shown below. To select correct bolt, remove one of the factory bolts from your brake/clutch assembly.

- 2 While holding factory clamp assembly in place, remove second factory bolt and replace with RAM® Base with hardware from Step 1. Store any unused components or hardware for possible future use.



RMR-INS-B-309-1